



Model Name RE650I

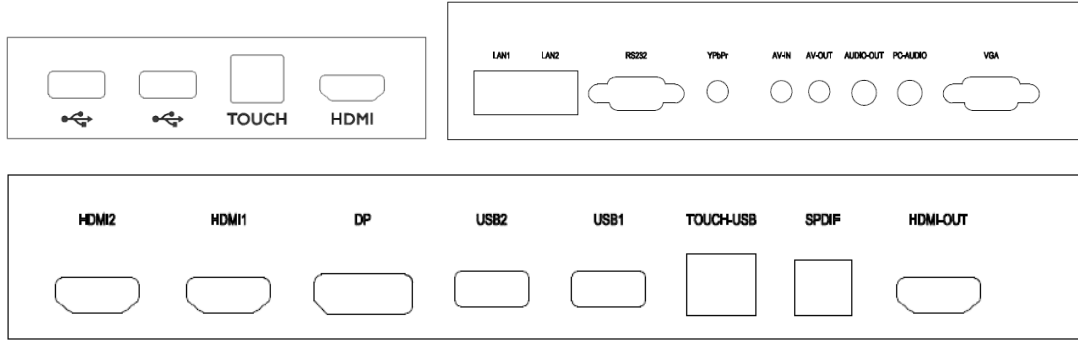
Features

- * Brilliant UHD resolution image quality
- * Built-in annotation software **EZWrite 5**
- * Account management system (AMS) provides personalized workspace

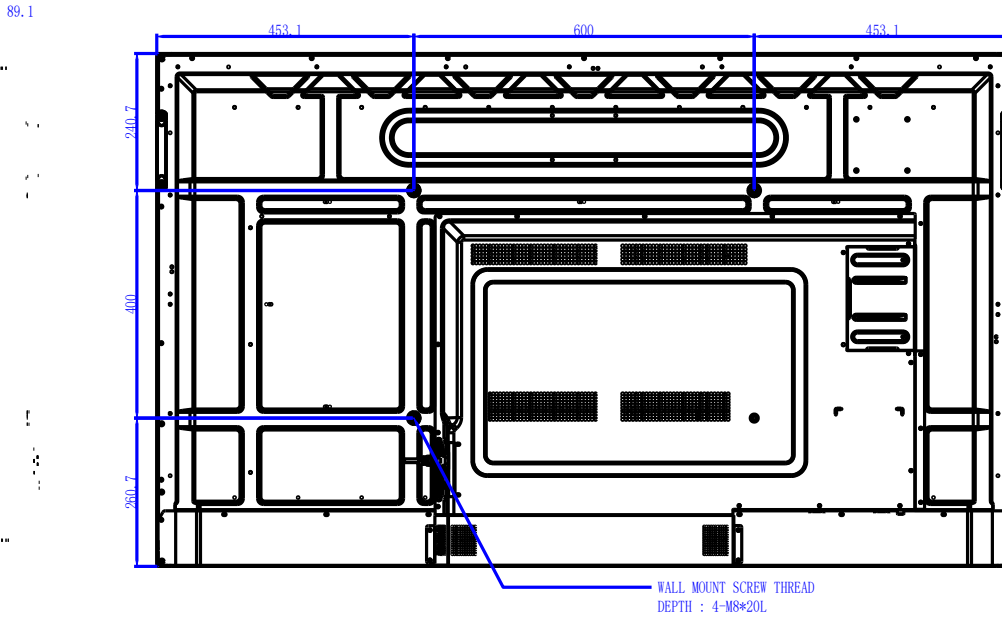
Panel	Screen Diagonal	65"		
	Backlight	DLED		
	Resolution	3840 x 2160		
	Aspect Ratio	16 : 9		
	Brightness	400nits		
	Contrast Ratio	1200:1		
	Viewing Angle	178 degree (H) / 178 degree (V)		
	Color gamut (x% NTSC)	72%		
	Frame Rate	60Hz		
	Response Time	8ms		
	Panel bit	10-bit		
	Light life	50,000hrs		
	Orientation	Landscape		
Touch solution	Touch tech.	IR		
	Number of touches	Up to 20 Point Multi-touch		
	Touch interface	USB (type B) x 2		
	Resolution	32767 x 32767		
Cover glass	Thickness	Tempered, 3.2 mm		
	Hardness	8H		
	AG coating	75%		
Speaker	Built-in speaker	15W x 2		
Interface	Input	Power (AC) Inlet	x 1	
		Audio line-in	x 1	
		Composite video	No	
		Composite audio	No	
		Component video (RCA)	No	
		D-sub	x 1	
		HDMI	x 3 (2.0 x 3)	
		Display Port	x 1	
		Type A (USB Playback)	x 4 (USB 2.0 x 2)	
		RS232	x 1	
		S-video	No	
		SPDIF	x 1	
		LAN	x 1	
		Output	Microphone	No
			RS232	No
			HDMI	x 1
			Line out (3.5mm)	x 1
		LAN	x 1	
		COAX	No	
	Others	Front I/O	HDMI x1 / USB 3.0 x 2(for OPS) / TOUCH x 1	
Mechanical	Dimension (WxHxD) (Without Packing / With Packing)	1506.3 x 901.3 x 96.1mm / 1660 x 1045 x 245mm		
	Net Weight/Gross Weight	39 Kg / 53.5 Kg		
Power	Power supply	AC100 to 240V, 50 / 60 Hz		
	Power consumption (without OPS)	189.1W (max.)		
OSD	On-Screen Display Languages	English / French / German / Dutch / Polish / Russian / Czech / Danish / Swedish / Italian / Romanian / Finnish / Norwegian / Greek / Hungarian / Spanish / Portuguese / Traditional Chinese / Simplified Chinese / Arabic / Japanese / Thai / Persian / Vietnamese / Korean / Turkish / Indonesia(27L)		
Accessories	Standard	Remote Control w/ Battery	x 1	
		Power Cord	By Region	
		Touch pen	x 2	
		Quick Start Guide	Yes	
		Touch Cable (USB to USB)	x 1	
		HDMI cable	x 1	
		VGA(D-sub 15pin) Cable	x 1	
Wall mount	x 1			




Input/output terminals



Wallmount



Dimension



INTEGRATE AV
 Level 4
 384 Eastern Valley Way
 Roseville, NSW 2069

t. 800 742 748

info@integrateav.com.au
 www.integrateav.com.au

INTEGRATE AV
 Audio Visual Design, Integration & Implementation

1800 742 748